

UPD Plastics inc.

Making a Paper Template for a Boat Windshield

www.updplastics.com



What you will need:

- * Kraft or white paper.
- * Black Sharpie Pen.
- * Utility knife or single sided razor blade.
- * Our order form.
- * USPS mailing tube.
- * Masking Tape.

A typical boat windshield

Step 1

Mark a line at the top and bottom of the front of the shield where you see the bend curve and the non bend meet.




Step 2

Do the same on the side of the windshield.

Step 3

Lay the windshield in the center of the paper.




Step 4

Wrap the paper tightly around the shield and tape it.



Step 5

Using a razor blade or utility knife, cut off the excess paper along the edge of the shield all around.



Step 6

When you are done it should look like this.



Step 7

Now transfer the bend lines you made on the shield to the same location on the paper template.




Step 8

When you are done it should look like this. This must be done on both sides.

Step 9

Now remove the paper template and fold it exactly in half. This only applies to shields that are symmetrically the same on both sides!




Step 10

Now place the shield exactly in the center of the front edge of the template. The 2 front bend lines should line up with the paper template.

Step 11

You should trace the inside and outside bottom edge of the shield on to the template as shown.



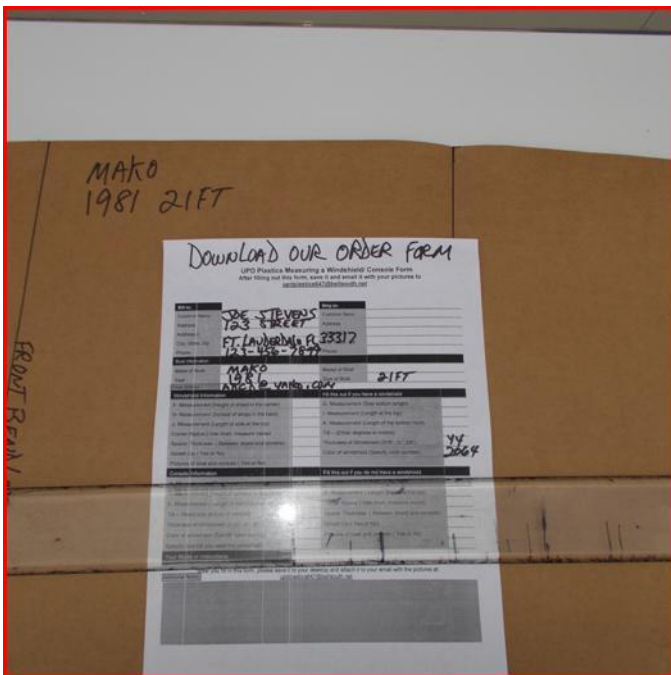
Step 12

Download our order form and put contact information as well as make, model, year, and size of the boat as well as thickness and color desired.

Step 13

Now place the template and order form in the mailing tube and ship it to us. Address is:

UPD Plastics inc.
2255 Sw. 70th Ave
Bld. 2 Bay 8
Davie Fl 33317



*Do not send this without Authorization first! I quote form should be filled out first if have searched our web site at <https://www.updplastics.com/windshield-manufacturers/> and have not found a match. The quote form can be found here: <https://www.updplastics.com/choose-your-path/>.